





















Which apps to have at DESS

As a minimum, the following educational apps should be installed on each child's iPad, without any restrictions applied.








All Year Groups

Teams		Outlook	
Pages		Numbers	
Seesaw		YouHue	
iMovie		Quizlet	
TT Rockstars		ChatterPix	
Linguascope		Google Earth	
Pic Collage		GarageBand	
Clips		Book Creator	

Additional in FS2, Year 1 and Year 2 (If they are bringing in their own iPad)

Tiny Tap		Scratch Jnr	
Code-A-Pillar		Code-Spark	

Additional in Years 3 - 6

Socrative Student		Canva	
I Can Animate		Medly	
Sound Forest		Music Sparkle	
Sound Rebound		Chordbot Lite	