



Home of Irresistible Learning

Dubai English Speaking School

Bring your Own Device (BYOD) Policy



Written by:	Malachy McGrogan	Reviewed:	October 2023
Approved by:	Catherine Dando	Next review:	September 2024

At DESS, we have a vision for the integration of technology for the children. We have a responsibility to fully prepare our children with the digital skills required for secondary and further education that can then be taken into their professional lives beyond. As parents, administrators and teachers, we recognise the importance of technology, now and in the future. Indeed, the future is here, as forward-thinking schools around the world have embraced the inclusion of technology as best practice in teaching and learning.

Children are engaging more than ever with their learning through digital platforms. Teachers are limiting the volume of hard copy content being provided and instead are using these digital platforms to enhance the curriculum that they deliver.

In order to ensure access for all, children in Years 2 to 6 are required to bring in an Apple iPad. Those children in FS2 and Year 1 will be provided a School iPad, but they are welcome to bring in their own if preferred. This initiative is compulsory for those children in Year 2 to Year 6.

Sample of the types of activities and platforms that children will engage with:

- Working in Microsoft 365 for purposes such as producing documents, spreadsheets, slide shows, or Teams collaboration and communication
- Seesaw - for child driven digital portfolios and simple parent communication
- A wealth of other educational apps to transform learning, allowing them to create and share their knowledge and understanding

Device Requirements

Children are expected to bring an Apple iPad that will allow sufficient updates to access all features of the apps required by the School. For platforms, like Seesaw, this means that the child's device should be able to update to **at least** iOS 13. See below for which iPads would meet this requirement:

- iPad Air 2
- iPad Pro
- iPad 5th gen or later

While the iPad Mini 4 will support iOS 13, we consider the size too small to be suitable for use in the classroom, and therefore advise against providing this model.

All children from Year 1 to Year 6 should also bring in their own headphones.

Device Rationale

DESS children are able to bring iPad devices into school. The reasons are threefold;

- iPad devices fit the DESS strategy for use at school
- Ease of sharing content via connecting devices to Apple TV screens at DESS to display work
- Mobility of device - size for transporting in and out of school as well as a healthy battery life

Connecting to the School Wi-Fi

At DESS, we have invested in the school wireless network which children may connect to while using their devices in the building. All devices need to be registered with the IT department in order to access Wi-Fi. Children need to install and trust a firewall certificate that allows the firewall to filter blocked content on secure websites (https).

Please note, the network will block all connections that are deemed inappropriate. This will include VPN connections. If there is a VPN on your child's device, ensure it is switched off while in School. This ensures that we can maintain a safe online environment for your child by filtering their online content through our Firewall and limit their risk of accessing inappropriate content. Equally, iPads that have cellular connections must have this turned off and only connect online through the School Wi-Fi network.

App Requirements

We have provided a list of recommended iPad Apps to install, available at the end of this policy. There may also be a requirement to purchase a small number of applications throughout the year. Teachers will do their utmost to find free alternatives for paid apps where possible.

Responsibility and Liability

The user is entirely responsible for his/her own iPad. The device should be treated and used with care. DESS will accept no responsibility for iPads that are damaged, lost or stolen. Teachers will help children identify how to keep personal technology devices secure, but children have the final responsibility for securing their devices.

Planned Usage of Devices

Children may use their electronic devices in class and shared study areas only when permission has been granted by a member of staff, and it is deemed to enhance their learning.

They are to be used with the guidance of teachers, in and around the classrooms. They should not be used before or after school or during break times without express permission and supervision.

iPads should not be used for non-educational purposes. For example, the playing of games is strictly prohibited.

Children should bring their devices every day, unless instructed to the contrary, e.g. for special events such as sports days.

Screen Time Management

The amount of time spent on an iPad each day in class will vary, depending on how the teacher and child decide to use the device to support learning, however we will ensure that children are not using their iPads for long periods of time. The iPad is an educational tool that will only be used when it is the most effective means of meeting an educational outcome.

Guidance is being provided so that parents and guardians can control which apps are available to children through the use of the Screen Time options. This should be actioned on any iPads being brought into School. Any non-educational apps should be blocked throughout the school day, while educational apps should have no restrictions.

Apple Classroom is used in lessons to improve how the devices are used, as well as manage distractions and screentime. This is an Apple native app, so requires no additional apps or changes to configuration.

Where Will my Child's Work be Stored?

Children will be encouraged to store their work in the cloud using Microsoft OneDrive or Teams. In so doing, the child will have access to their work wherever they have Internet access - at home or in school. Uploading their work to Seesaw, an online journal, also enables children to store and share their work with their family.

Accessibility for All

We will have a number of iPads available to lend to families who are currently unable to provide one from home. In these cases, please contact the Parent Liaison on dessparentrelations@dessc.sch.ae

A borrowed iPad can be brought home by children once the parent has signed the appropriate agreement, and the family will take full responsibility for its care. Any damage must be reported immediately to the School so that repairs can be arranged through trusted contacts, ensuring proper OEM replacement.

Conditions of Use

Permission to bring and use personal devices is contingent upon adherence to DESS guidelines. Please note that if a personal device is used by a child for malicious purposes, to contravene privacy or to cause disruption to the educational environment, children's internet access privileges may be revoked or limited.













- 1) All children using a personal technology device (PTD) on the DESS Wi-Fi network are accepting the conditions of this BYOD Policy agreement.
- 2) The use of PTDs is solely limited to supporting and enhancing educational situations. They are to be used with the guidance of teachers, in and around the classrooms. PTDs should not be used for non-educational purposes in lessons unless the child is given permission to do so by the teacher.
- 3) Only the DESS Wi-Fi network may be accessed on campus by children.
- 4) Connecting a personal technology device to the DESS Wi-Fi network may not always be successful. It is not a guaranteed service/connection.
- 5) Children must respect their peers and staff at all times when using personal technology devices. No malicious usage is permitted. Children may not engage in any malicious behaviour involving the use of PTDs or intend to cause disruption to the school network.
- 6) Children may only connect to social networking sites (such as Twitter) if given express permission by a teacher to do so.
- 7) Children may not record images (still or moving) of other children or members of staff without first gaining their personal permission to do so.
- 8) Children should be aware that staff will be able to ask a child if they can view the contents of their personal technology device if there is reasonable suspicion that the child has violated the BYOD policy agreement, school rules or is engaged in any other misconduct when using the device in school.
- 9) No child shall establish a wireless ad-hoc or peer-to-peer network using his/her personal technology device, or any other wireless device, while in school.









- 10) The teacher may request, at any time that PTDs be turned off in the classroom or outside. Failure to do so may result in revocation of access to the DESS Wi-Fi network.
- 11) Sound should be muted on all PTDs during lessons unless the teacher authorises it's use.
- 12) No DESS-owned software may be installed on a PTD by a child.
- 13) Children may not attempt to use any software, utilities or other means (e.g. VPNs) to access internet sites or content that is blocked by the school's internet/network filters.
- 14) Children must take full responsibility for their PTDs at all times, unless the teacher gives permission for them to be stored in the classroom, in a secure location (e.g. lockable filing cabinet). However, PTDs would still be stored at the owner's risk.
- 15) DESS will not provide a repair service or software installation to any PTD.
- 16) This policy is in addition to any other DESS technology-related policies and agreements that are already in existence (or which may exist in the future), including, but not limited to: DESS@Home Agreement, Online Safety Policy, Live Lesson Policy

Which Apps to Have



As a minimum, please have the following educational apps installed on your child's iPad, without any restrictions applied. Any other apps that are required will be shared by your child's class teacher.

All Year Groups



Teams		Outlook	
Pages		Numbers	
Seesaw		Canva	
iMovie		Quizlet	
TT Rockstars		ChatterPix	
Linguascope		Google Earth	

Pic Collage		GarageBand	
Clips		Book Creator	
Keynote		Spelling Shed	
Times Tables Rock Stars		Maths Shed	

Additional in FS2, Year 1 and Year 2 (If they are bringing in their own iPad)

Code-Spark		Scratch Jnr	
------------	--	-------------	--

Additional in Years 3 - 6

Socrative Student		I Can Animate	
-------------------	---	---------------	---